

**APPLICATIONS**

Centrifugal submersible multistage water pumps for clean water drainage. Particularly suitable in irrigation systems, drinkable water supplying, washing and generally speaking where a pressure increase is requested. They are rest-resistant thanks to their pump body and motor in stainless steel.

**OPERATING CONDITIONS**

- Liquid temperature up to 35°C
- Submersion depth 20 mt
- Sand content 40 g/m<sup>3</sup>
- A check-valve is necessary near the discharge

**MOTOR**

- Two-Pole induction motor (n = 2850 min<sup>-1</sup>)
- Built-in over load motor protector with automatic reset
- Insulation Class B
- Protection IP 68

**MATERIALS**

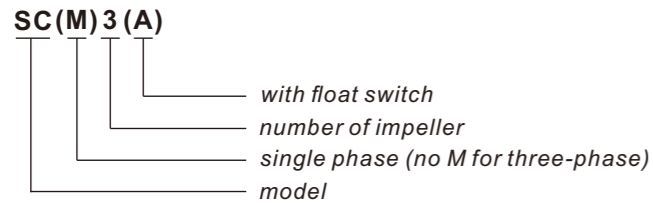
- External pump body Stainless Steel AISI 304
- Suction strainer Stainless Steel AISI 304
- Impeller and diffusers Noryl
- Bearing brackets Cast Iron
- Pump shaft Stainless Steel AISI 304
- Motor housing Stainless Steel AISI 304
- Double mechanical seal with oil chamber Ceramic/Graphite/NBR



**OPTIONS ON REQUEST**

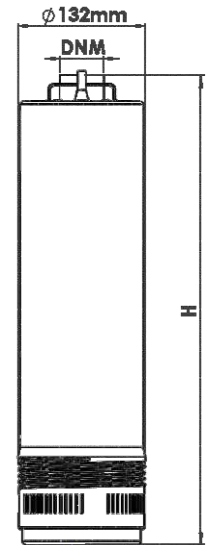
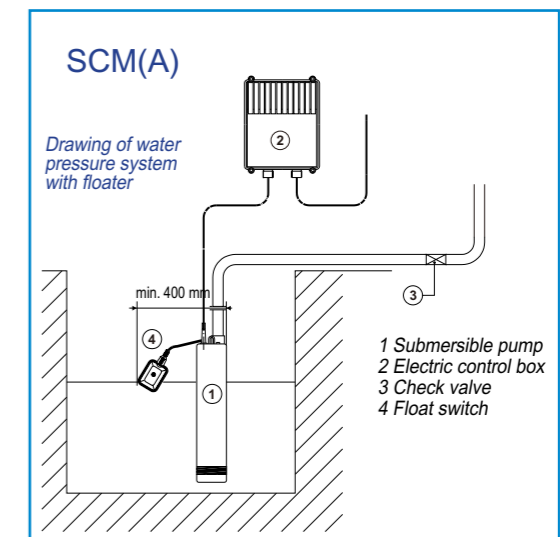
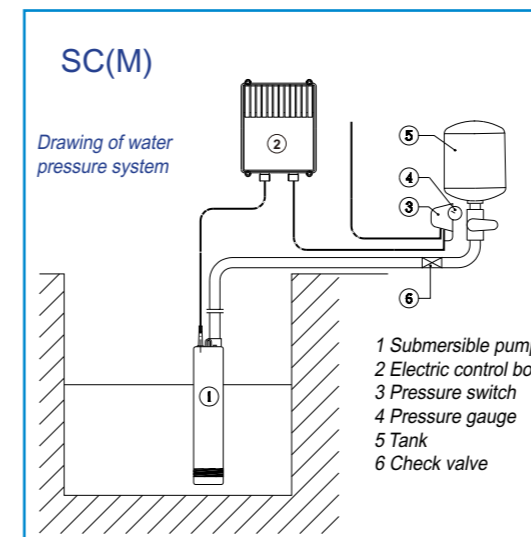
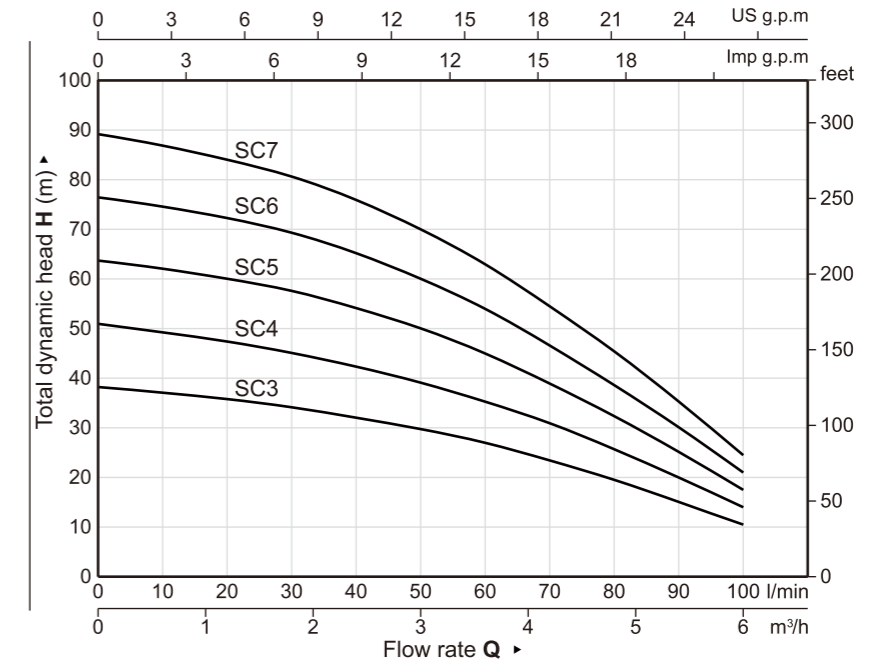
- Special mechanical seals
- Special voltages or frequency 60Hz
- Different length cable
- Different plug

**MODEL INSTRUCTION**



**PERFORMANCE DATA - 50Hz**

MODEL		POWER P2		DELIVERY												
1~ 220-240V	3~ 380-415V	kW	HP	Q	H(m)											
					m <sup>3</sup> /h	0	0.6	1.2	1.8	2.4	3.0	3.6	4.2	4.8	5.4	6.0
SCM3(A)	SC3	0.55	0.75		38	37	36	35	33	30	27	23	19	15	11	
SCM4(A)	SC4	0.75	1		51	50	49	47	44	41	36	31	25	20	14	
SCM5(A)	SC5	0.92	1.25		64	62	61	59	55	51	45	39	31	25	18	
SCM6(A)	SC6	1.1	1.5		77	74	73	71	66	61	54	46	37	30	21	
SCM7(A)	SC7	1.3	1.75		89	87	82	82	77	71	63	54	44	35	25	



MODEL		DEMENSIONS		WEIGHT (kg)		
Single-phase	Three-phase	DNM	H1			
220-240V~50Hz	380-415V~50Hz	mm	mm	Single-phase	Three-phase	
SCM3(A)	SC3	1 1/4	495	530x210x170	16.4	15.4
SCM4(A)	SC4	1 1/4	535	560x210x170	17.7	16.6
SCM5(A)	SC5	1 1/4	570	600x210x170	18.8	17.6
SCM6(A)	SC6	1 1/4	605	630x210x170	20	18.9
SCM7(A)	SC7	1 1/4	640	690x210x170	21.3	20.2